


Green Park Community
Primary School

STARTING

SCHOOL

GUIDE



CONTACT US

ADDRESS:

Green Park Community Primary School
The Linces
Buckland Estate
Dover CT16 2BN

TELEPHONE:

01304 822663

HEADTEACHER:

Mr R. Hawkins
headteacher@greenpark.kent.sch.uk

RECEPTION CLASS LEADER:

Mrs Reynolds
leanne.reynolds@greenpark.kent.sch.uk

Palace class Facebook Page

Green Park Primary School: The Foundation Stage

GETTING READY FOR SCHOOL

SOME PRACTICAL SUGGESTIONS

Talk about school and discuss any problems that arise.

There are some excellent books available which help to prepare young children for school e.g.

"Starting School" (Janet & Allan Ahlberg)

"Going to school" (Usborne First Experience)


"Lucy and Tom go to school" (Picture Puffin)

"When I start school" (Ladybird)

"Talkabout My Big School" (Penguin)



TOILET



Is your child able to manage by him/herself?

If not, please practice now.

If there are any problems, please let their teacher know.

DRESSING



Can your child dress him/herself? If not, please practice now - you can imagine the scene at P.E. time!

Choose clothes and footwear the children can manage themselves e.g. slip-ons or shoes with Velcro fastenings.

READING, WRITING AND NUMBER

By reading bedtime stories and nursery rhymes you are establishing the value of reading. You are showing that symbols on a piece of paper give information. You are familiarising your child with the written word.

But most important of all, you are proving that reading is fun.

By colouring, painting, cutting out, playing with building bricks, construction toys, jigsaws, plasticine, dough, etc. You are helping to develop hand/eye co-ordination and muscular control - major factors in learning to write.

By baking, setting the table, shopping, playing board games etc. you are involving your child in practical maths.

WHAT ABOUT THE ALPHABET?


If the children ask about the letters they see, tell them about the alphabet - just like any other subject they are interested in. If your child does not express any curiosity about the alphabet, please do not force it upon them.

They will come to it naturally when the time is right.

Exposing children to letters in the environment is helpful.

STARTING SCHOOL


TIMES



Morning: 8:30am - 11:50am
Lunch: 11:50am - 12:55pm
Afternoon: 1:00pm - 3:15pm

UNIFORM

BOYS



GIRLS

- Grey/Black trousers
- Green school jumper
- White shirt/ Polo shirt

- Grey/Black skirt, pinafore, or trousers
- Green school jumper
- White shirt/ Polo shirt

IN SUMMER

Boys can wear
grey/black shorts.

IN SUMMER

Girls can wear green
checked dresses.

PLEASE LABEL ALL UNIFORM AND POSSESSIONS

BAGS

Space is limited
in the
cloakroom.
Please choose
bags small
enough to fit on
coat pegs.

PE KIT

Children will be assigned a team
colour (in their welcome pack).
These coloured shirts can be
bought from the school for £3.00.
They will need black shorts and
plimsolls (Not trainers). This kit
should always be kept in school.

FOOTWEAR

Please try to choose shoes
with fastenings
the children can manage
themselves e.g. Velcro. Shoes
must be sensible and black.

Please ensure that all
footwear is clearly marked.

SCHOOL MEALS

All children in EYFS are entitled to
Free School Meals.

If you receive any Income
Support or other Benefit listed in
the application pack, PLEASE
ensure that you apply for a Free
School Meal via
[https://www.cloudforedu.org.uk/
ofsm/kent](https://www.cloudforedu.org.uk/ofsm/kent)

PACKED LUNCHES

Please include a balanced
meal that the children can
manage with little
assistance. Please provide
a drink and a spoon if
necessary.

No glass bottles or hot
drinks please.

HEALTHY TUCK

Sweets are not allowed in
school, this includes chocolate,
except one item in their lunch
box if they have packed
lunches.

The children are provided with
fresh fruit and milk for their
mid-morning snack.



FRIENDS OF GREEN PARK

We are fortunate to have a highly successful Parent, Teacher and Friends' Association. You are most welcome to join or attend any of the meetings.

One of the main aims of the F.O.G.P is to organise social functions to raise funds for the school. Not only does this help to improve the quality of your children's education by providing equipment such as books, computers, etc., it also proves to be an enjoyable way of meeting other parents and staff.



HEALTH AND SAFETY



Dogs and cars are
not allowed
on school premises.



Jewellery is not allowed (including stud earrings).

ABSENCE

If your child is unable to attend school could you either telephone us on 01304 822663 or send a note so that we can authorise the absence.

Alternatively, email at

lindsey.kinnon@greenpark.kent.sch. If it is necessary to withdraw your child from school other than the statutory holiday periods, you must inform the Headteacher in writing.

FOUNDATION STAGE CURRICULUM

The Foundation Stage of Education offers a broad and balanced curriculum for 3 – 5 year old's. It is divided into seven areas of learning, each area having a set of 'Early Learning Goals' which determine what most children are expected to achieve by the end of the Foundation Stage i.e. the end of Reception Class. At Green Park we use a combination of teacher assessment & the statutory Foundation Stage Profile to plan & monitor appropriate learning experiences for each individual child. You will be invited to discuss your child's progress & adjustment to school within the first term.


1 Personal, Social and Emotional Development

We place a great deal of emphasis on this area because it is at the heart of all other learning. It considers the individuality of each child and the need for time and space to develop fully.

2 Communication and Language

To interact with others; listen attentively; speak clearly & audibly; explore the meanings of new words etc.

To follow and understand instructions and new words.



3. Literacy (Reading and Writing)

Reading

The children read from a range of carefully graded books. We encourage children to read at home every day. You will be given more information about this when your child has started school.

As well as learning the names of the letters - emphasis is placed on the phonetic sound each letter makes e.g. "a" as in apple (not apron)
"c" as in cat (not circle).

This method is important in spelling.



Writing

The children practice many skills to help strengthen and develop muscular control.


A copy of the alphabet has been included to illustrate correct letter formation.

They are encouraged to attempt their own writing (lists, cards etc.) from an early age.



4. Mathematics

A great deal of emphasis will be placed on practical work, number games and extension activities. The children will work initially with numbers to 10, and then beyond. They will learn all about both 2D and 3D shapes, use words such as heavier/lighter and make patterns.




5. Understanding the World

This area focuses on children's developing knowledge and understanding of their environment, other people, and features of the natural and made world. It provides the foundation for scientific, technological, historical, and geographical learning and work is often covered through topics e.g. "Myself", "Dinosaurs", "Animals", "Castles" etc.

All our children have regular access to the computer and are taught basic skills from an early age. We have an excellent ICT

6. Physical Development



P.E. is usually done in PE kit on a Monday. This includes shorts, team colour shirt and plimsolls. These should be kept in a drawstring bag on their peg. Children are encouraged to develop their fine and gross motor skills and to use a range of apparatus. They need to be able to independently dress themselves. They will also look at keeping healthy and changes to the body when they exercise.

6. Expressive arts and design

The children are given many opportunities to express themselves through art and design, music, dance, drama, stories and play.





I'VE STARTED SCHOOL!

FIRST FEW DAYS

When dropping your children off on the first day we ask that parents/carers drop children at the rightmost gate. There they will be escorted in groups by members of the team.

We recognise that the first few days may be difficult for you and your child. However, we would like to reassure you that we take every precaution to ensure your child is happy and feels comfortable.

If you are worried, feel free to ring the office to enquire about your child, and we will happily reassure you that they are well and happy.

Parents & carers are respectfully asked to remain outside of the classroom and to let the children enter the room independently as this makes their transition much easier.

HOME TIME

At home time, would you please wait in the grassy area outside the classroom. The children will be dismissed when the bell goes and will only be allowed outside if we see an appointed adult waiting for them. (Please let us know if a friend or relative will be collecting your child.)

Last, but not least, if there is anything you wish to discuss - no matter how small - please do not hesitate to contact us.